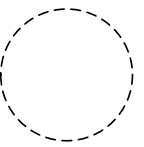


ASAS JMH
 110000UTC AUG.2019
 SURFACE ANALYSIS

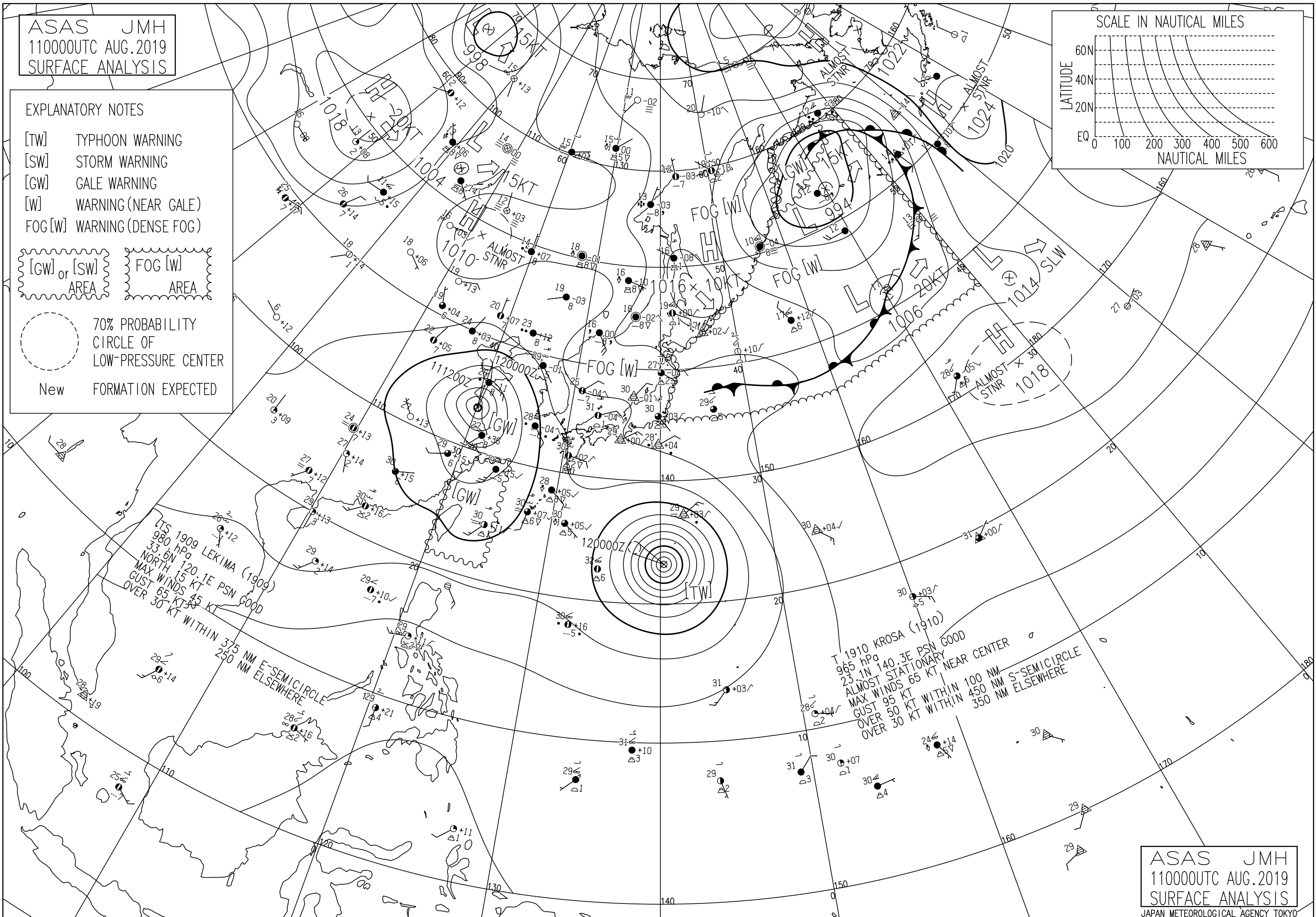
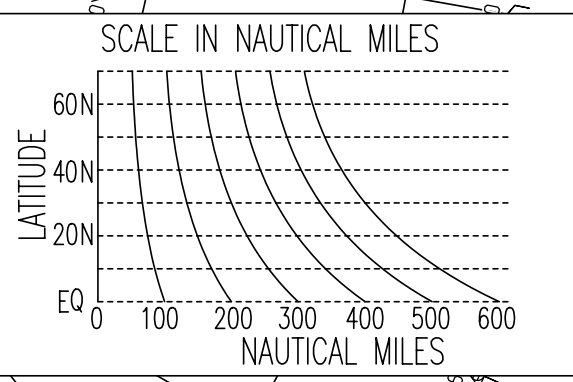
EXPLANATORY NOTES

- [TW] TYPHOON WARNING
- [SW] STORM WARNING
- [GW] GALE WARNING
- [W] WARNING (NEAR GALE)
- FOG [W] WARNING (DENSE FOG)

[GW] or [SW] AREA FOG [W] AREA

 70% PROBABILITY CIRCLE OF LOW-PRESSURE CENTER

New FORMATION EXPECTED



T, 1909 LEKIMA (1909)
 980 hPa
 33.6N 120.1E PSN GOOD
 MAX WINDS 15 KT
 GUST WINDS 45 KT
 OVER 30 KT WITHIN 375 NM
 250 NM ELSEWHERE

T, 1910 KROSA (1910)
 965 hPa
 23.1N 140.3E PSN GOOD
 ALMOST STATIONARY
 MAX WINDS 65 KT
 GUST 95 KT
 OVER 50 KT WITHIN 100 NM
 OVER 30 KT WITHIN 450 NM
 NEAR CENTER
 350 NM ELSEWHERE

ASAS JMH
 110000UTC AUG.2019
 SURFACE ANALYSIS
 JAPAN METEOROLOGICAL AGENCY TOKYO